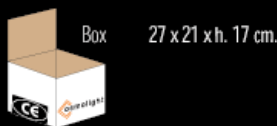
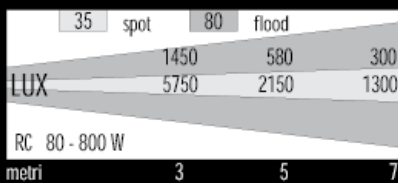
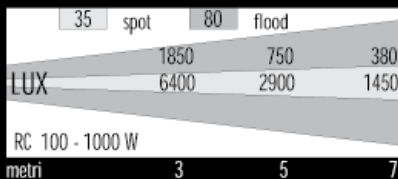
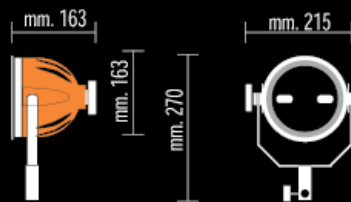


### Mod. RC 80 F - 100 F Lux Cosmobeam 800 W / 1000 W on yoke

Beside the traditional Cosmobeam, a new range has been designed to meet location's requirements. Its light alloy housing is particularly suitable where lightness and ruggedness are required. High temperature finished it has a properly designed reflector, made of polished aluminium that ensures a high degree of reflectivity. Variable beam luminaire with an extremely smooth and accurate focusing mechanism, allows a particularly even illumination and an excellent power through all the working position. The good ratio weight/power together with a competitive price enable this unit to be ideal in many of our kits. All accessories are fully interchangeable with the traditional Cosmobeam range. It is supplied complete with yoke, 3.5 mt. VDE fire resistant cable and in-line 10 Ah switch protected by a high impact-proof housing.



RC 80 F LUX  
RC 100 F LUX



(Linear tungsten-halogen bulb)

RC 80 800 W - 220 V - 80 mm.  
RC 100 1000 W - 220 V - 93 mm.

- RC 101 accessory holder
- RC 103 four-leaf barn door
- RC 103 C four-leaf barn door with gel filter clips
- RC 103 R four-leaf barn door with inox wire mesh
- RC 103 CR four-leaf barn door with inox wire mesh and gel filter clips
- RC 104 dichroic filter
- RC 105 safety glass
- RC 105 A diffusion glass
- RC 106 scrim set (4 pieces)
- RC 107 inox wire mesh (excluding any other accessories)
- RC 108 soft light boxes 50 x 50 cm.
- RC 50/55 snoot (front diameter 55 mm.)
- RC 50/63 snoot (front diameter 63 mm.)

gr.
350
610
625
635
650
170
210
170
150
110
580
200
210